

Victoria Theatre Technical Specifications



9 EMPRESS PLACE #02-01
SINGAPORE 179556

THEATRE STAGING TECHNICAL SPECIFICATIONS

THEATRE

Level 3

Total Seating Capacity	614 seats
Stalls (excluding orchestra pits)	302 seats
Circle 1 Seating Capacity	234 seats

Capacity will be reduced by the use of the following

Orchestra Pit Lift 1	33 seats (PA 11 – 24, PB 8 - 26)
Orchestra Pit Lift 2	45 seats (PC 7 – 28, PD 6 - 28)
Wheelchair Space	Stalls Row B22-B27 (6 seats for 3 wheelchairs)

LOADING AREA

The Loading Area is on Empress Place accessed by OLD PARLIAMENT LANE and CONNAUGHT DR. The Theatre's Side Stage Right area is accessed via the Loading Bay

Dock Height from road	1.26m
Loading Bay Door Opening	Width 3.4m, Height 4.02m
Loading Door to Theatre Stage Roller Shutter	6.16m
Roller Shutter	Width 3.03m, Height 3.78m
Cargo Lift (Shared)	
Height	2.2m
Width	2m
Depth	3.1m
SWL	4,000kg

STAGE SPECIFICATIONS

Floor

Hard-wearing floor with 36mm plywood top overlaid with Weathertex	
Loading of Stage Floor	7.5kN/m ²

Wings (perimeter drape to wall)

OP Wing Space	1.4m
PS Wing Space	1.4m

Main Stage

Height of Apron	1m
Depth of Cable Trough	0.14m
Hard Proscenium Opening	10m
Performance Stage Depth (from apron to last fly bar)	14.5m

Depth from Downstage edge (Setting Line) to:

Last available Line Set (64)	14.46m
Rear Stage wall	15.50m

Width from Centre line to:

Wall Side Stage Left (PS)	10.59m
Wall Side Stage Right (OP)	10.58m

Hard Proscenium

Width (Thickness)	0.3m
Height	6.5m

Forestage Elevator

Elevator may be used as:

- An extension to the stage floor,
- Part of auditorium seating area when used with seating wagons or,
- An orchestra pit

Elevator 1

Seat Numbers (number of seats)	33 Seats
Width	13.96m
Depth from Setting Line to edge of forestage	2.3m
Traveling speed	100mm/s
Travel load	6320kg
Static load	18950kg

Elevator 2

Seat Numbers (number of seats)	45 Seats
Width	14.75m
Depth from Setting Line to edge of forestage	4.3m
Traveling speed	100mm/s
Travel load	7415kg
Static load	22240kg

RIGGING SPECIFICATIONS

Operation

Control	Stage Technologies
Location	Position Varies

Fly Linesets

Quantity (refer to fly bar plot for availability)	69 bars
Distribution (from centre to centre of bars)	(+/-) 0.2m
Dimension	15m (length) 50mm (diameter)
Maximum Capacity	520kg (UDL)
Speed	Variable 1.2m/sec
Maximum Fly Height	14m

SOFT GOODS

ITEM	DIMENSION (drop x width)	COLOUR	DESCRIPTION	Quantity
House Curtain	7.5m by 7.5m	Black	Velvet (50% fullness)	1 set
Tabs	7.5m by 7.5m	Black	Wool Serge (0% fullness)	4 sets
House Border	3.2m by 15m	Black	Wool Serge (0% fullness)	1
Border	3.2m by 15m	Black	Wool Serge (0% fullness)	8
House Legs	7.5m by 2.2m	Black	Wool Serge (0% fullness)	2
Legs	7.5m by 2.2m	Black	Wool Serge (0% fullness)	14
Gauze/Scrim	7.5m by 13m	Black	Sharkstooth	1
Gauze/Scrim	7.5m by 13m	White	Sharkstooth	1
Plastic Cyclorama	7.5m by 15m	Opera White	Dual screen	1
White Filled Cloth Cyclorama	7.5m by 15m	White	100% Cotton	1

PIANO & ACCESSORIES

Piano

1 Unit Steinway D, 9'

1 Unit Yamaha CF6, 7'

1 Unit Yamaha YUS5

Grand Piano

Grand Piano

Upright Piano

Tuning Cost

\$200.00

\$200.00

\$125.00

Use of the piano is allowed based on arrangements made prior to Get-In dates.

Victoria Theatre must have the piano tuned before every performance and the cost will be borne by the client.

MODULAR RISER

Nivoflex – Professional

Dimension

Step

10 units

2000mm x 1000mm

02 units

DANCE MATS (Available upon prior arrangement)

**Please refer to drawings for layout*

Harlequin Cascade

Quantity

Colour

9 units

Black (Vinyl)

WARDROBE FACILITIES

Laundry room located on level B2

Dryer

Washer

2

2

RIGGING

ITEM	Detail / Accessories	WLL / SWL	Qty
Shackles	Bow Shackles (CROSBY)	1/2t-WLL	60
Shackles	Bow Shackles (CROSBY)	3/4t-WLL	15
Shackles	Bow Shackles (CROSBY)	1t-WLL	80
Shackles	Bow Shackles (CROSBY)	2t-WLL	40
Shackles	Bow Shackles (CROSBY)	3.25t-WLL	06
Flexible steel wire rope (FSWR)	6m-4mm – Black	128 -SWL	06
Flexible steel wire rope (FSWR)	8m-4mm – Black	128 -SWL	06
Flexible steel wire rope (FSWR)	10m-4mm – Black	128 -SWL	08
Flexible steel wire rope (FSWR)	12m-4mm – Black	128 -SWL	08
Flexible steel wire rope (FSWR)	2.85m-6mm – Black	128 -SWL	09
Flexible steel wire rope (FSWR)	4m-6mm – Silver	128 -SWL	33
Clamp	90deg Fixed – black (DOUGHTY)	750 - SWL	40
Clamp	Swivel – black (DOUGHTY)	750 - SWL	30
Sling	0.5m Steel Round sling (PROLYFT)	2T - WLL	40
Sling	1m Steel Round sling (PROLYFT)	2T - WLL	03
Sling	2m Steel Round sling (PROLYFT)	2T - WLL	30
Sling	3m Steel Round sling (PROLYFT)	2T - WLL	04
Sling	1m Round sling (PROLYFT)	2T - WLL	10
Sling	3m Round sling (PROLYFT)	2T - WLL	08
Sling	4m Round sling (PROLYFT)	2T - WLL	08
Sling	4m Round sling (PROLYFT)	2T - WLL	02
Stage Weight	Square weight (FLINT)	12.5 KG	16

All overhead elements must be rigged with rated equipment and fitted and installed by qualified personnel. Rigging Certificate must be presented to Victoria Theatre Management prior to rigging work commencing.

PLATFORM LADDER

Tallescope Ladder Adjustable Platform Height	1 unit of AAP 50518 3.9 m to 5.9 m
Aluminium Step Ladder with Platform Maximum Height / Platform Height	1 unit of INDALEX PROP9/6 2.7 m / 1.8 m
Aluminium Step Ladder with Platform Maximum Height / Platform Height	1 unit of INDALEX PROP13/10 4.0 m / 3.0 m
Aluminium Step Ladder with Platform Maximum Height / Platform Height	1 unit of INDALEX PROP15/12 4.5 m / 3.6 m
Multi-Function Ladder (3-part versatile ladder) Maximum Ladder Height	1 unit of Zarges 41524 9.7 m

WORK PLATFORMS

Electricity operated one-man elevated working platform Maximum height	1 unit of Genie 30s 9.41m (Platform height)
--	--

VICTORIA THEATRE LIGHTING TECHNICAL SPECIFICATIONS

PRODUCTION LIGHTING

Upgrades and other design changes may alter venue specifications over time. This information is subject to change, without notice. Hirers are urged to ensure they are in possession of the most recent documentation. Specific requirements must be verified on a show-by-show basis

EQUIPMENT SET UP & OPERATION

All in-house equipment will be operated by Victoria Theatre staff, including consoles and followspots. Concessions to this practice may be granted, under special circumstances, through prior consultation. All hired equipment will be setup under the direction of visiting personal but may be operated by either party. A production table can be set up in the stalls; however, the lighting desk will remain in the control booth during programming, rehearsals and performances.

ELECTRICAL SAFETY

All electrical equipment, brought on site, is expected to conform to local codes, be of good quality and good repair. Suspect equipment may be subjected to an Electrical Safety Test and the Victoria Theatre reserves the right to disallow its use

POWER SUPPLY

Local Power Supply	220 - 240 volt, single phase,
50 Hz	
Standard stage fixture connector	16A CEEform CEE17
General Power Outlet (GPO)	13A UK type

General Power Locations

Upstage Right	Maximum 200amps
<ul style="list-style-type: none"> • 125amps 3 phase • 63amps 3 phase • Power lock Connectors 	1x 5-pin CEEform 1x 5-pin CEEform 1x Set

Upstage Left & Trap space	Maximum 400amps
<ul style="list-style-type: none"> • 125amps 3 phase • 63amps 3 phase • Power lock Connectors 	2x 5-pin CEEform 2x 5-pin CEEform 1x Set

DATA DISTRIBUTION

Interface	ACN / DMX 512
-----------	---------------

CONSOLE

Computerized Lighting Control	Grand MA 2 Lite
-------------------------------	-----------------

HOUSE & WORK LIGHTS

ETC Paradigm

DIMMERS

MA Lighting	dimMA
-------------	-------

Please refer to controllable power outputs schedule below for more info

BASIC RIG

A basic rig exists. Most fixtures below are part of the standard rig. Any change in the standard rig is subject to prior agreement and possible charges for restoration will occur. Please peruse the standard rig plan which consists of:

Profile/ Leko	ETC Source 4 fixed spot, 750w 19°	6
	ETC Source 4 fixed spot, 750w 26°	22
	ETC Source 4 fixed spot, 750w 36°	24
	Robert Juliat 710 10° to 25° 2Kw zoom	12
	Robert Juliat 611 11° to 26° 1Kw zoom	12
Fresnels	Robert Juliat 310HF 1.2w Fresnel, with Barndoors at Overhead	12
	Robert Juliat 310HF 1.2w Fresnel, with Barndoors at Side Booms	8
CYC Units	Robert Juliat Horus 850C (2 by 2)1Kw	6
Par Cans	James Thomas PAR 64,1000w	2
	(Used for curtain warmers)	2
Followspots	Robert Juliat Super Korrigan – //49, 1.2Kw HMI 7° to 14.5°. (Follow spot room glass specs: 8mm thick clear low iron optical glass at a 10degrees angle)	2
Moving Fixtures	*Martin Mac 700 Profile	8
	*Martin Mac 700 Wash	8
	*Martin Mac TW1	12
	*Varilite VL1100 TSD (without gobos)	5
Colour Changers	Seachanger Dichroic CMY Colour mixer (These are attached to the FOH Box Boom fixtures)	12
Surtitling wall	Lighthouse Rn4-B LED wall at the Proscenium walls 4.44mm pixel pitch. Overall size: 1280mm by 1300mm Display size: 1280mm by 960mm Playback: VT's laptop with Microsoft PowerPoint in the control room	1@S/L, 1@ S/R

SUPPLIED ACCESSORIES

Iris for ETC Source 4 profiles	40
Iris for Robert Juliat profiles	20
A size Gobo Holder for ETC source 4 profiles	20
B size Gobo Holder for ETC source 4 profiles	20
Only 40 x MFL, 24 x NSP 16 x VNSP Par 64 bulbs available	

MOVING LIGHT CHARGES

***\$15.00 daily charge per Martin mac700 or \$75.00 weekly charge per Martin Mac700**

***\$25.00 daily charge per Haze Machine**

***Charge applicable only when fixtures are used**











***Martin TW1s & VI1100s are not chargeable**

Spare fixtures available

Profile/ Leko	ETC Source 4 fixed spot, 750w 10°	4
	ETC Source 4 fixed spot, 750w 14°	16
	ETC Source 4 fixed spot, 750w 19°	18
	ETC Source 4 fixed spot, 750w 26°	6
	ETC Source 4 fixed spot, 750w 36°	8
	Robert Juliat 613 28° to 54° 1Kw zoom	12
	Robert Juliat 614 16° to 35° 1Kw zoom	12
	ETC Source 4 05° LENS ONLY	4
	ETC Source 4 10° LENS ONLY	10
	ETC Source 4 26° LENS ONLY	2
Fresnels	Robert Juliat 310HF 1.2w Fresnel, with Barndoors	10
	Robert Juliat 2kw Fresnel LE Cin'K 325LF with barndoors	5
	Robert Juliat 5kw Fresnel LE Cin'K 350LF with barndoors	5
Par Cans	James Thomas PAR 64,1000w	50
Groundrows	Robert Juliat Horus 850L (1 by 4)1Kw	6
Moving Fixtures	*Martin Mac 700 Profile	2
	*Martin Mac 700 Wash	2
Colour Changers	Seachanger Dichroic CMY Colour mixer (For ETC Source 4 profiles only. Time needs to be allocated to install into the fixtures – 15mins/pc)	24
	Rainbow 8 inch Colour Scrollers(total 6 PSUs) (For RJ310F Fresnels. When scrollers are installed into the RJ 310HF, barndoors will not fit)	22
Strobes	Martin Atomic 3000	2
Haze	Smoke Factory Tour Hazer II	2
Music stands	RAT Classic Opera LED stands	22
Booms	Custom, on castors	8
Lighting Ladders	Custom, non trackable (speakers on rung 2)	10
Rolling Stands	Altman 526/3-5 with B-3-CB base	2
Winch up Tripods	Doughty T55201 Nebula 33 Shadow	4
Push up Tripods	Doughty T51601 Shadow Neutron	4
Floor Mounts	Encore Smarty	20

VT LIGHTING COLOUR LIST					
Rosco	02	BASTARD AMBER	Rosco	114	HAMBURG FROST
Rosco	04	MEDIUM BASTARD AMBER	Rosco	119	LIGHT HAMBURG FROST
Rosco	07	PALE YELLOW	Rosco	132	QUARTER HAMBURG FROST
Rosco	21	GOLDEN AMBER	Rosco	305	ROSE GOLD
Rosco	26	LIGHT RED	Rosco	318	MAYAN SUN
Rosco	67	LIGHT SKY BLUE	Rosco	339	BROADWAY PINK
Rosco	78	TRUDY BLUE	Rosco	363	AQUAMARINE
LEE EQUIVALENT			LEE EQUIVALENT		
Rosco	02	Lee 162	Rosco	67	Lee 352
Rosco	04	Lee 004	Rosco	78	Lee 366
Rosco	07	Lee 007	Rosco	305	Lee 151
Rosco	21	Lee 021	Rosco	318	Lee 008
Rosco	26	Lee 26/106	Rosco	339	Lee 128
Lee	009	PALE AMBER GOLD	Lee	143	PALE NAVY BLUE
Lee	013	STRAW TINT	Lee	147	APRICOT
Lee	020	MEDIUM AMBER	Lee	161	SLATE BLUE
Lee	036	MEDIUM PINK	Lee	174	DARK STEEL BLUE
Lee	048	ROSE PURPLE	Lee	181	CONGO BLUE
Lee	058	LAVENDER	Lee	200	DOUBLE C.T BLUE
Lee	061	MIST BLUE	Lee	201	FULL C.T BLUE
Lee	068	SKY BLUE	Lee	202	HALF C.T BLUE
Lee	071	TOKYO BLUE	Lee	203	QUATER C.T BLUE
Lee	079	JUST BLUE	Lee	204	FULL C.T. ORANGE
Lee	104	DEEP AMBER	Lee	205	HALF C.T. ORANGE
Lee	105	ORANGE	Lee	228	BRUSHED SILK
Lee	106	PRIMARY RED	Lee	232	SUPER CORRECTION W.F GREEN
Lee	120	DEEP BLUE	Lee	281	THREE QUARTER C.T. BLUE
Lee	124	DARK GREEN	Lee	363	SPECIAL MEDIUM BLUE
Lee	126	MAUVE	Lee	442	HALF C.T. STRAW
Lee	132	MEDIUM BLUE	Lee	443	QUARTER C.T. STRAW
Lee	134	GOLDEN AMBER	Lee	728	STEEL GREEN
Lee	136	PALE LAVENDER			

VT SCROLLERS Frame – Colors											
1	2	3	4	5	6	7	8	9	10	11	12
L130 Clear	L009 Pale Amber Gold	L176 Loving Amber	L015 Deep Straw	R65 Daylight Blue	R56 Gypsy Lavender	R19 Fire	R68 Sky Blue	L021 Golden Amber	R370 Italian Blue	R26 Light Red	L101 Yellow
13	14	15	16	17	18	19	20	21	22	23	24
L130 Clear	R33 No Colour Pink	L111 Dark Pink	L201 Full CTB	R317 Apricot	R80 Bright Blue	R58 Deep Lavender	R339 Broadway Pink	L126 Mauve	R382 Congo Blue	R95 Med Blue Green	R90 Dark Yellow Green

VT Stock Gobos (Rosco Metal, B size)		
		
77805 Leaf Break up Medium Qty: 16	77732 Realistic Leaves Qty: 16	77168 Cloud 10 Qty: 4
		
77529 Tracery 2 Qty: 6	78234 Shattered Glass Qty: 6	71024 Flames Qty: 4
		
77090 Bars Qty: 4	77139 Venetian Qty: 4	78487 3 x 3 Fat Qty: 4
		
77177 Lightning 2 Qty: 4		

VT Controllable Dimmer/ Non Dim Outputs locations					
Location	3KW Dim	5KW Dim	3KW Non Dim	5KW Non Dim	
Follow Spot Room		2			FOH
Bridge 2	20	2	4		FOH
Bridge 1	20	2	4		FOH
Auditorium Grid	24	1	4		FOH
Circle Front	15	1	2		FOH
Box boom Circle Level(S/R)	12		2		FOH
Box boom Circle Level(S/L)	12		2		FOH
Box boom Stalls Level(S/R)	6				FOH
Box boom Stalls Level(S/L)	6				FOH
Stalls Ceiling(S/R)	7				FOH
Stalls Ceiling(S/L)	7				FOH
Higher Gallery(S/R)	66	3		3	O/H
Higher Gallery(S/L)	66	3		3	O/H
Lower Gallery(S/R)	30		5		O/H
Lower Gallery(S/L)	30		5		O/H
Stage level(U/SR)	6	2		2	DECK
Stage level(D/SR)	6			1	DECK
Stage level(U/SL)	6	2		2	DECK
Stage level(D/SL)	6			1	DECK
Stage Troughs(S/R)	30		5		DECK
Stage Troughs(S/L)	30		5		DECK
Stage Troughs(Upstage)	24				DECK
Trap Space(S/R)	6		1		UNDERSTAGE
Trap Space(S/L)	6		1		UNDERSTAGE
Orchestra Pit(S/R)	6				PIT
Orchestra Pit(S/L)	6				PIT

VICTORIA THEATRE SOUND TECHNICAL SPECIFICATIONS

System & Inventory List

MIXING POSITION

Default Front of House mixing position is situated rear of audience stall seating

MIXING CONSOLE

Digital Live Mixing Console DigiCo SD7	01
---	----

PLAYBACK

Tascam CD-500B Player	02
-----------------------	----

**If CD or Laptop Playback is extensively utilized for performance or cues, hirer should provide their own Playback Operator. Technical crew may be called in to operate this task and is additional manpower to the show call. A detailed and accurate cue sheet should be provided along with a script or run-down. Please see attached Cue Sheet for Referral or Usage.*

STANDARD RIG

A standard sound rig exists.

All expenses related to varying, removing and restoring the House Rig are to be borne by the user.

Theatre Mode (low level amplification, speech plus)

Flown Cluster Left/Right Sub	01x Meyer 600-HP
Flown Cluster Left/Right	01x Meyer CQ-1
Flown Cluster Centre Top/Bottom	01x Meyer CQ-1
*Stalls Left/Right	01x Meyer UPJ-1P
Front Fills	08x Meyer MM4
Stalls Surround Left/Right/Rear	06x Meyer UPM-1P
Circle Surround Left/Right	03x Meyer UPM-1P
Circle Surround Rear	04x Meyer UPM-1P

Musical Mode (high sound level amplification, musicals/concerts)

(Same as above with *Ground Stacks Left/Right (+Sub) in place of *Stalls Left/Right)

*Groundstack Stalls Left/Right	01x Meyer CQ-1
*Groundstack Stalls Left/Right Sub	01x Meyer 600-HP

Portable Items (deployed as required)

Stage Monitors	08x Meyer UM-100P
Stage Fills	04x Meyer UPA-1P
Orchestra Pit Monitors	12x Galaxy Hotspot PA6S
Low Frequency Effects	02x Meyer 700-HP

MICROPHONES & MIC STANDS

Although Victoria Theatre provides a standard quantity of microphones and transducers, additional units may be requested subject to availability as they are shared among venues. The hirer should bring in any microphone that cannot be catered for.

Dynamic Microphones

Shure SM57	18
Shure SM58	17
Shure B56A	04
Shure B52A	02
Sennheiser MD421 II	06

Condenser Microphones

Audio Technica AT8668	02
Audio Technica U857Q	02
AKG C414 XL II	08
Crown PCC 160	05
Neumann KM184	06
Shure B91A	01
Shure B87A	04
Shure B98	04
Shure KSM9	10
Shure SM81	08

Direct Injection Box

ARX (Active)	02
BSS AR133 DI Box (Active)	16

SHURE UR4D RF SYSTEM

Frequency Range

Shure L3E 638 – 698 MHz

SHURE UR4D Receivers	12
SHURE UR1M Micro Body Pack Transmitters	32
SHURE UR2 KSM9B Handheld Transmitters	08
DPA 4060 BM Omni-directional Miniature Lavalier Microphones (Black)	10
DPA 4060 FM Omni-directional Miniature Lavalier Microphones (Beige)	22
Countryman WCE6B Head-worn Microphones (Black)	15
Countryman WCE6TD Head-worn Microphones (Beige)	10

****Only Duracell Batteries are specified for use with the Shure Wireless System***

****Only 3M Transpore, Blenderm and Leukoplast surgical tape are allowed for use with the wireless microphones***

****Charges for head-worn or head-set Microphones are as follows***

- \$45.00 daily rate (up to 3 days)
- \$135.00 weekly rate

EXTERNAL WIRELESS SYSTEMS

**** Do consult Technical Production where additional hired RF units are required as these should not conflict with the ones provided by the Victoria Theatre.***

****Where external RF systems are brought in, hirers are to provide an RF operator.***

DISTRIBUTION & OTHER FEATURES

COMMUNICATIONS

Stage Managers desk (PS)	Production Video Monitor Cue Light Master Station Paging System Intercom Master
Cue lights & Accessories	Up to 06 discreet Out Station Units
Intercom & Accessories	ClearCom System Ring intercom belt packs Heavy-duty single ear headsets Lightweight single ear headsets Speaker stations

**** All Essential Sound, Lighting, Fly and Followspot operators are provided with Intercom Sets.***

PAGING AND RELAY

Paging System	Paging System for Dressing Rooms and Corridors
Audio Show Relay	Show Relay is routed to dressing rooms and corridors

DRESSING ROOMS

Level 1M	Dressing Room 1	2 pax
	Dressing Room 2	2 pax
	Dressing Room 3	3 pax
	Dressing Room 4	2 pax
	Dressing Room 5	2 pax
	Dressing Room 6	2 pax
Level B1	Dressing Room 7	10 pax
	Dressing Room 8	10 pax
	Dressing Room 9	10 pax
	Dressing Room 10	10 pax
Level 1 (Backstage corridor)	Quick-change (With Toilet)	
	Quick-change	